

As recommended by [gov.uk](https://www.gov.uk)

Home Learning Pack Year 3

Week 11

06/07/2020



Take a picture while you work through this booklet and tweet us [@ClassroomSecLtd](https://twitter.com/ClassroomSecLtd) using the hashtags [#CSKids](https://twitter.com/CSKids) and [#HomeLearningHero](https://twitter.com/HomeLearningHero) to be in with a chance of winning a month's subscription to [classroomsecrets.co.uk](https://www.classroomsecrets.co.uk).

Measure Mass

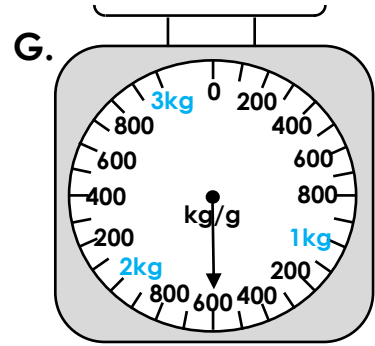
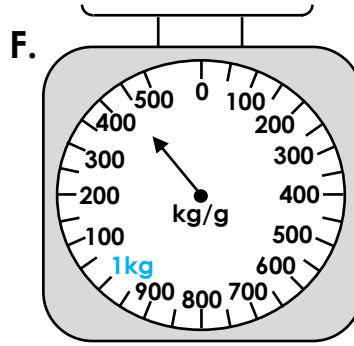
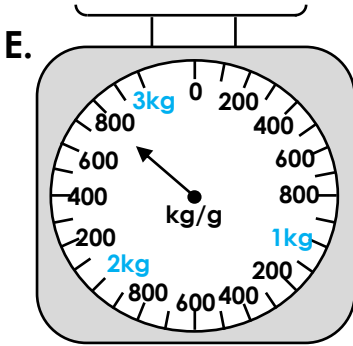
1. Match the measurements to the scales. Which is the odd one out?

A. 2kg and 50g

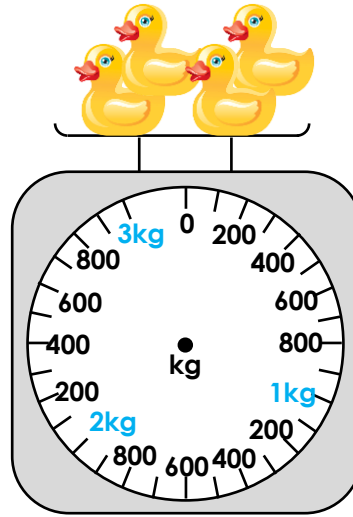
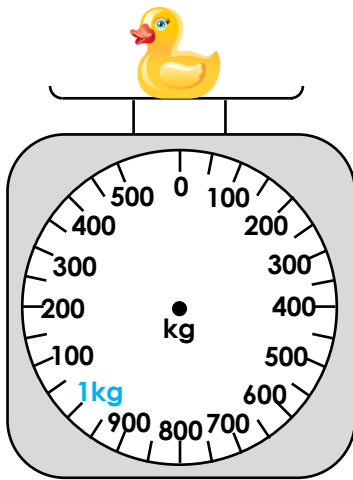
B. 1kg and 600g

C. 1kg and 450g

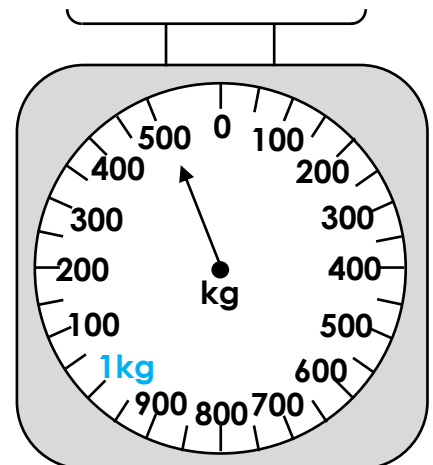
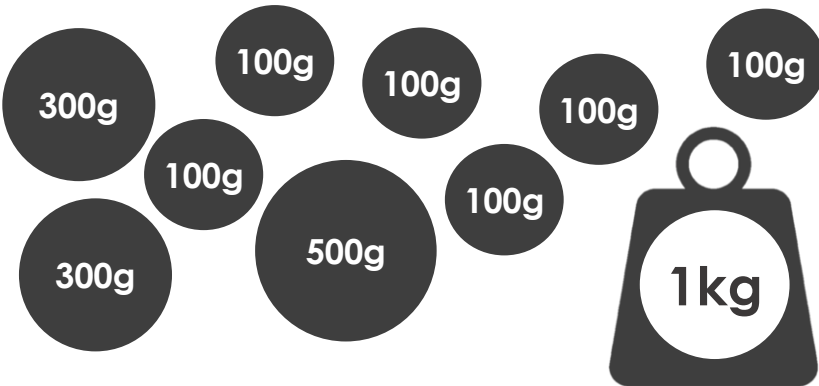
D. 2kg and 800g



2. A rubber duck weighs 350g. Draw an arrow on the scales to show each of the missing masses:



3. Find four combinations of weights that will total the mass shown on the scale.



Monday – Subordinating Conjunctions

1. True or false? The underlined word in each sentence is the subordinating conjunction.

A. After the weather settled down, the pirate ship sailed off into the distance.

B. The bus driver was tired although he had just had a nap.

C. Rennie thoroughly enjoyed her dinner because her favourite pie was made.

D. I was extremely sad when I had finished the book.

2. Choose the most likely subordinating conjunction to complete the sentences below. You can only use the conjunction once.

A. The boy waited in the car _____ his mum went to the supermarket.

B. They were happy _____ their team was losing.

C. He set off to look for the treasure _____ he had woken up.

while

after

that

although

3. Which parts of the sentences are underlined? Explain your answer.


A. We ate our sandwiches while we were waiting for the rain to stop.

B. The buns were burnt although they hadn't been in the oven very long.

Tuesday – Compare Mass

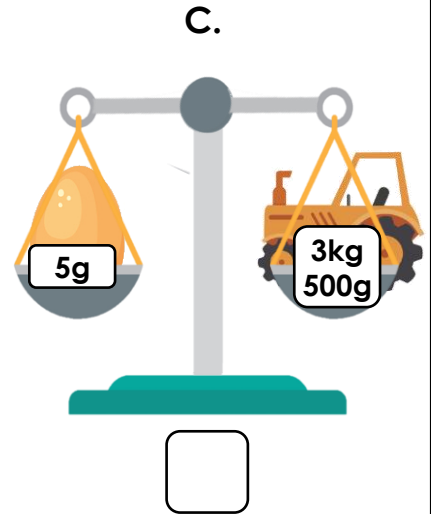
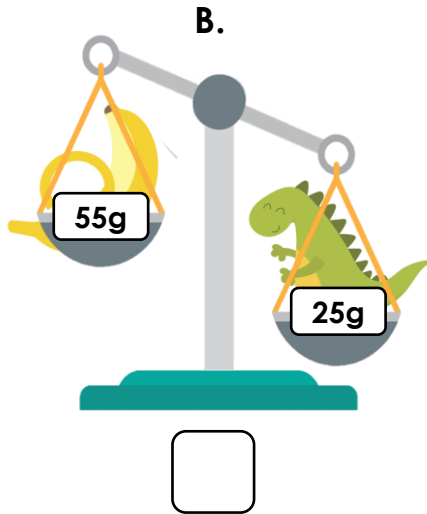
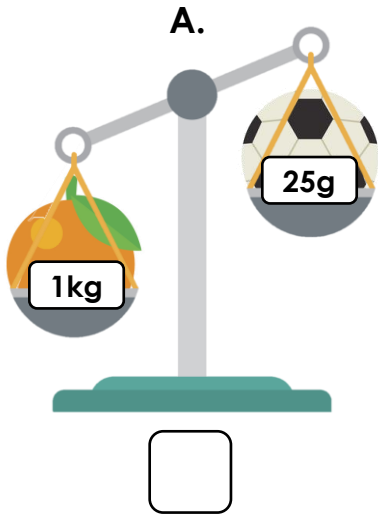
1. Complete the following sentence using words from the word bank below.

The bananas are _____ the carrot but _____ pineapple.



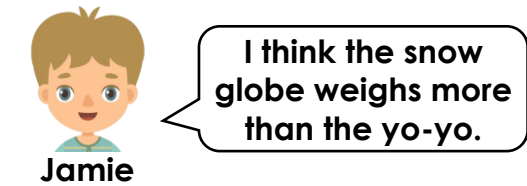



heavier than the same as lighter than

2. Put an 'X' in the box that shows the scale which is correctly positioned.



3. Who is correct? Explain your answer.



Tuesday – Using Conjunctions to Express Time

1. Match each sentence to the correct conjunction to express time. Only use each conjunction once.

A. We will go to the park to play cricket _____ we have finished our homework.

while

B. Izma ate her lunch at the table _____ her mum fed the baby.

when

C. We always sing along to the radio _____ we go out in the car with our dad.

after

2. Change the meaning of the sentence by replacing the conjunction with one of the words below.

I played football with my friends in the park after I had my evening meal at home with my family.

when

while

before



3. Write a sentence about the images below using two different time conjunctions.



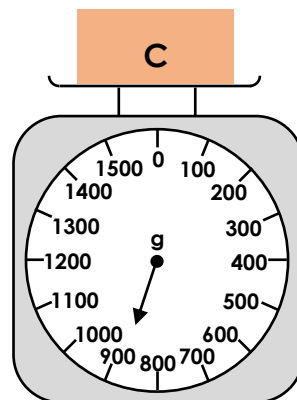
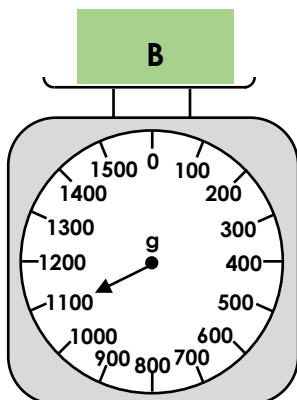
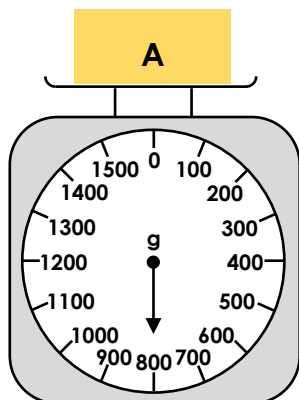
Wednesday – Add and Subtract Mass

1. Solve the calculations and match the answer to the weights shown on the scales.

1. $870\text{g} + 230\text{g}$

2. $1\text{kg and } 420\text{g} - 520\text{g}$

3. $1\text{kg } 50\text{g} - \frac{1}{4}\text{ kg}$



2. Complete the calculations below to find the odd one out.

A. $1\text{kg and } 250\text{g} + 450\text{g} + 230\text{g} =$






B. $2\text{kg and } 450\text{g} - 520\text{g} =$

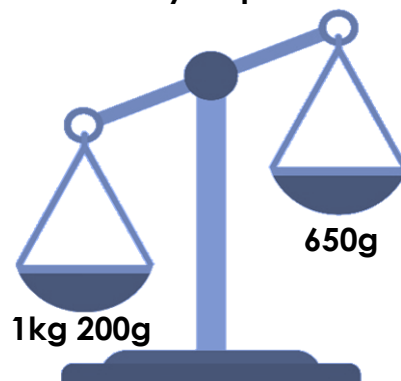
C. $1\frac{1}{4}\text{ kg} + 680\text{g} =$

D. $720\text{g} + \frac{1}{2}\text{ kg} =$

E. $2\frac{1}{2}\text{ kg} - 570\text{g} =$

3. Steph is weighing different fruits. She can add up to three items on each side of the scales. Which items could she use to make the scales correct? Identify all possibilities.

				
pumpkin	pear	orange	pineapple	melon
950g	150g	100g	550g	650g



Wednesday – Using Conjunctions to Express Cause

1. Join the clauses below using the most suitable causal conjunction.

It was still early,

due to

we have missed
the bus!

Our pitch is
waterlogged

as

we were all ready for
bed after our walk.

We are going to be
late for school

yet

the amount of rain
we have had.

2. Mark the sentence with an 'X', where the underlined word is used as a causal conjunction.

The room was so cold and dark.

My leg was hurting, so I went to the doctor.

If you need to put your trainers on, do so now!

So, you have finished your homework at last!

3. Order the words below to write two separate clauses. Choose a causal conjunction to join them together.

news

listened

he

share

to

we

had

carefully

Thursday – Measure Capacity

1. Match the container to the capacity and write it in the box below.

A.

B.

C.

D.

1.
1L and 400ml

2.
1L and 600ml

3.
1L and 900ml

4.
1L and 300ml


2. Each friend gets 250ml of juice. Use the empty container and draw a line to show how much juice would be left after everyone has had a drink.

Juice left

3. Dr Stien is using ingredients from the list below to make a potion. His potion includes 4 ingredients and is not more than 2L when it's made. What could the ingredients for his potion be? Write down 3 possibilities.



Ingredient	Volume
Iodine	100ml
Ascorbic Acid	200ml
Glycerine	1L and 0ml
Sulphate	0L and 600ml
Nitrate	500ml
Sugar Solution	1L and 200ml
Fructose Syrup	300ml



Thursday – Using Conjunctions to Express Time, Place and Cause

1. Match the sentences below to the type of conjunction used.

time

place

cause

		Type of sentence
A.	In Winter, I take a pair of old wellies in the car with me wherever I am going.	
B.	My alarm rings very loudly when it is time for me to get up in the morning.	
C.	At the end of the school day, I always check my school bag in case I have forgotten my reading book.	

2. Complete the following sentences using one of the conjunctions below. Each conjunction can only be used once.

wherever

while

due to

- A. On Thursday, Dad said he will take us _____
- B. I really enjoy reading a good book _____
- C. Sadly, the football match was cancelled _____

3. Is Ritesh correct? Explain your answer.



The conjunction that has been used in this sentence is a time conjunction.

Mum told the children that they'd better hurry up in case they miss the last bus from town.

Reading Task

Healthy Eating Meal Plan

Read the text on page 11 and answer the questions below.

1. Why is it important to choose healthy things to eat and drink?

2. How many calories should a seven or eight year old child have?

3. When should you eat greasy foods like chips or burgers?

4. What could you eat instead of crisps and sweets?

5. Where should calories come from?

6. Name one example of how water helps our bodies.

7. What should your food be low in?

8. Why do you think making homemade meals instead of shop-bought can be healthier?

Reading Task

Healthy Eating Meal Plan

Read the text and answer the questions on page 10.

When you are growing, it is important that your body gets the right nutrients. Your bones and muscles are developing, so they need certain foods and drinks to help them. You can make choices of what you eat and drink to help you grow healthy and strong. Seven and eight-year-olds need between 1,200 and 2,000 calories per day, depending on their height and how active they are.

Calories should come from:

- Fat – mostly healthy fats like the fats found in olive oil, fish and nuts.
- Carbohydrates – mostly wholemeal carbohydrates like brown rice and wholemeal bread.
- Protein – mostly lean protein, like fish or chicken

Breakfast

A nutritious, balanced breakfast will keep you energized and satisfied all morning. Why not try a fruit smoothie made with ice, strawberries, blueberries and bananas, or a bowl of porridge or yogurt with sliced apples and a sprinkle of cinnamon?

Lunch

Greasy foods like chips and burgers are okay to eat once in a while, but try to balance them with other healthier options, like carrot sticks or an apple. Keep your choices varied, fresh and tasty. A healthy lunch is high in protein, vegetables, fruit and fibre, but low in fat, salt and sugar.

Dinner

Helping an adult to prepare your food is fun. Challenge yourself to make healthy changes to your favourite foods! For example: if you love lasagne, make it with wholemeal pasta, just a sprinkle of cheese, turkey mince and plenty of veggies, like broccoli and mushrooms. Serve the lasagne with a large helping of salad.

Snacks

Try to keep snacks to two or three times a day. Eating crisps or sweets is fine, but try not to eat them every day! Some healthy snack choices include: vegetable sticks, fruit and yoghurt.

What we eat isn't all that's important! Think about what you are drinking, too. Don't always drink fizzy-pop and juice drinks – drink water instead! Water helps our body in many ways: it carries nutrients to cells; it helps to remove waste products from our major organs; it helps us to control our body temperature. Water is constantly being lost from our body (when we go to the toilet, when we breathe and when we sweat) so if we don't drink enough we become dehydrated. Dehydration can cause tiredness, headaches, lack of concentration, and dry skin. If you're taking part in sports or if the weather is warm it is important to drink extra water. A balance of nutritious foods help you to grow strong and healthy. Eating a variety of nutritious foods can help you stay healthy for the rest of your life.