







## Year 3

### Homework Challenge – Summer 2nd 2018

This term we have decided instead of setting a piece of challenge work weekly we will set a project each term based on our topic. This will run alongside the regular reading, spellings and maths that are set.

Our topic this term is '**volcanoes**' and the following are all ideas that tie in with the topic:

<p><b><u>Plant a seed</u></b> Take a photograph of each stage of its growth and write about the different stages</p> 	<p><b><u>Model or Diagram</u></b> Create your own volcano... find out about a volcano and make a model to show this in action!</p> 	<p><b><u>Create a diary</u></b> Of the eruption of the volcano in Hawaii... use pictures to show what happened and log each day.</p>
<p><b><u>Investigate!</u></b> The Ring of Fire... what is it and why is it called that? Create a presentation to tell the class about what you have found out</p>	<p>An activity of your choice!</p>  <p>Must be linked to our topic.</p>	<p><b><u>RE</u></b> Find out about the patterns used in Islamic art and recreate your own images of these.</p> 

The challenge work for Term 3 is due in **Monday 16<sup>th</sup> July 2018** and during the week there will be time for each child to present their work and for it to be celebrated.

We will send home a book for this work, should your child wish to use, which will be called their '*Challenge book*'. It is completely up to the children to decide how they want to record it. They could use photos, diagrams, drawings or something else! All we ask is that everyone has a go, so they all have something to share at the end of each half-term.

See <http://www.learninglogs.co.uk/> for examples of how other children have recorded their work.

We are hoping the children will really enjoy this and we are looking forward to sharing their outcomes and interests. Please feel free to speak to us should you have any queries about this.

We thank you for your continued support.

