

Welcome to the Year 4 curriculum meeting



Please come in and find a seat.

We will start at 3.15 p.m.

Timetable

KS2	Year 4							
	8:45 - 9:00	9:00 - 10:30	10:30 - 10:45	10:45 - 12:00	12:00 - 12:45	12:45 - 1:00	1:00 - 2:00	2:00 - 3:00
Monday	Registration & Mental Maths	English Music	Break	Maths	Lunch	Whole School Assembly	Geography	Computing
Tuesday	Registration & Mental Maths	English		Maths		Class Assembly	History	Art/DT
Wednesday	Registration & Mental Maths	English		Maths		Assembly	Science	RE
Thursday	Registration & Mental Maths	English/PE		English/PE		Class Assembly	Maths	French
Friday	Registration & Mental Maths	English		Maths		Celebration Assembly	Spellings and comprehension	PSHE

Subjects

- English and Maths most mornings
- Lots of subjects - Knowledge based curriculum – move away from topics to separate subjects.
- Each subject is important.
- Support as needed in lessons. Some interventions by teachers and teaching assistants in the afternoon.

Maths

- Arithmetic
- Reasoning
- Blocks of work for several weeks.
- Looking at the value of numbers at the moment.
- Moving on to addition and subtraction
- Length – measurement
- Multiplication and division
- The basics this term

English

- Talk 4 Writing – 3 or 4 week blocks of work
- Learning stories and then applying structure to their own writing
- Including grammar and spelling
- Portal stories at the moment - Elf Road
- Story maps, drama and fun!
- Final assessed piece of writing at the end of a block of work

Geography

Spatial Sense

Globes and the Tropics
Scale
Grid References
Our Local Area
Changes over Time

History

Ancient Rome

Locating Ancient Rome
Monarchy, Republic,
Empire: Rome's different
governments
Pompeii
A day in the life of
Ancient Rome
Latin: A Roman legacy



English

Portal Stories (Leon
and the place between,
Elf Road & The Tunnel)

Instructions - (How to
keep teacher happy)

Maths

Place Value

Addition

Subtraction

Art & DT

Light

Drawing dark and light
Painting dark and light
Painting a still life with
acrylic, adding tints and
shades

Year 4 - What your child will be learning about in Autumn 1st 2019

Dear Parents and Carers,

A warm welcome to Year 4! The children have settled back into school and have been working hard.

Please come along to a curriculum meeting after school on Thursday, 19th September from 3.15 p.m. We look forward to seeing you.

Mr West and Miss Hudson (Year 4 teachers).

Computing

Online Safety

Animation

Science

Classifications

Cold-blooded or
warm-blooded
Vertebrates or
Invertebrates
Classification Groups
Animal research
investigation
Food chains

P.E.

Coordination
Floor Movement
Patterns &
Static Balance:
One Leg

PHSE

Being Me

R.E.

Sikhism

Rites of passage

MFL

Encore

People and places

Learning through topic organisers

- Facts at the finger tips of the children
- Very focussed lessons
- Move to a knowledge based curriculum


Knowledge Organiser - Spatial Sense - Geography - Year 4

Key Vocabulary	Definition
Lines of Latitude	Imaginary lines that help us identify how far north or south of the equator a location is.
Lines of Longitude	Imaginary lines that help us identify how far east or west of the Prime Meridian a location is.
Equator	An imaginary line that shows us the locations that are half way between the north and south pole. The Equator divides the earth into the Northern Hemisphere and the Southern Hemisphere.
Prime Meridian	The line of longitude that measures 0° and runs through Greenwich in London.
Tropic of Cancer	The most northern line of latitude where the sun can be directly overhead. Named after the constellation of Cancer.
Tropic of Capricorn	The most southern line of latitude where the sun can be directly overhead. Named after the constellation of Capricorn.
Scale	The representation of distance on a map.

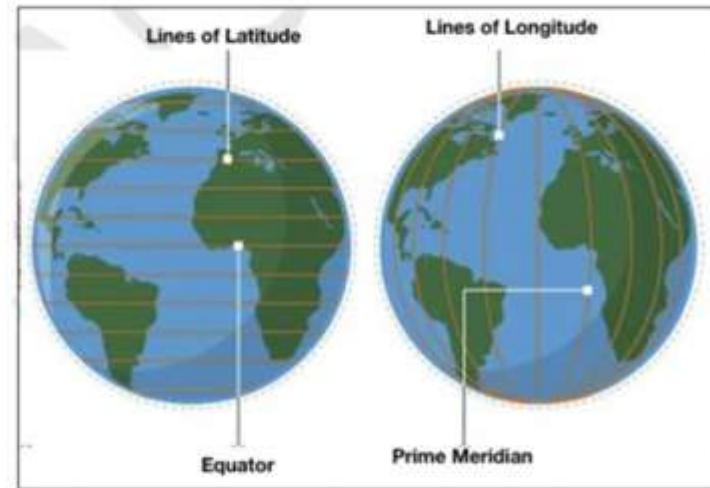
Map Scale

a) (1 centimeter represents 250 meters)

b) 1: 25 000



Lines of Longitude and Latitude



Tropics of Cancer and Capricorn



Knowledge Organiser - Life in Ancient Rome – History - Year 4



Key Vocabulary	Definition
Roman Empire	A huge empire controlled by Rome, lasting between 509 BCE and 476 CE.
Republic	A government where the people are in charge, rather than a king.
Mediterranean	The countries that surround the Mediterranean sea. These were once dominated by Rome.
Latin	The language of Rome, spoken across the Roman Empire.
Pompeii	A small town in Southern Italy that was totally destroyed by a volcano in 79 CE.
Aqueduct	A stone trough to carry water across the country into Roman towns.

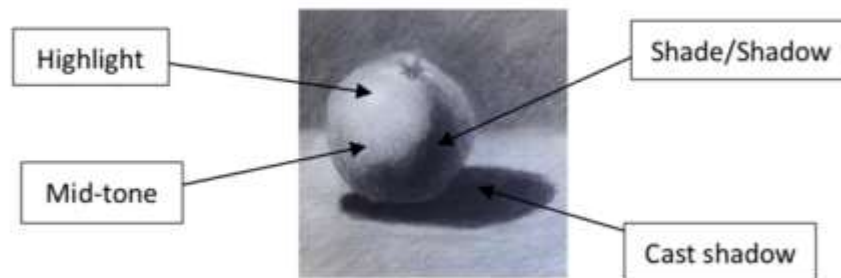


Roman history: a timeline

- 753 BCE Founding of Rome by Romulus
- 509 BCE Beginning of the Roman Republic
- 55 BCE Julius Caesar attempts to invade Britain
- 44 BCE Death of Julius Caesar and end of Roman Republic
- 27 BCE Augustus becomes emperor, beginning of Roman Empire
- 54 CE Nero becomes emperor
- 64 CE Much Rome is destroyed by fire
- 79 CE Mount Vesuvius erupts and destroys Pompeii

Knowledge Organiser - Light - Visual Arts - Year Four

Key Vocabulary	Definition
Form	Form means the 3d shapes in art. In a drawing or painting an artist can create the illusion that an object is 3d rather than flat.
Tone	How dark or light something is. Tones are created by the way light falls on a 3d object.
Shade/Shadow	The parts of an object which are darker.
Highlights	The parts of an object where the light is strongest or lightest.
Mid-tone	Tones between the highlights and shadows.
Cast shadow	Where an object makes a shadow on something else e.g. a table underneath it.
Tints/shades	A tint is a mixture of a colour with white, which increases lightness, and a shade is the mixture of a colour with black, which reduces lightness.
Chiaroscuro	An Italian word which means 'light-dark'. A technique which shows very clear tonal contrasts.
Ground	The background colour which is painted onto a surface before starting a painting.
Underpainting	A layer of paint showing the different tones of an object in a painting and painted on top of the ground layer. Underpainting will be painted over with other colours once it is dry.
Burnt Sienna	A deep reddish-brown colour.
	
Yellow Ochre	A yellowish-brown colour.
	

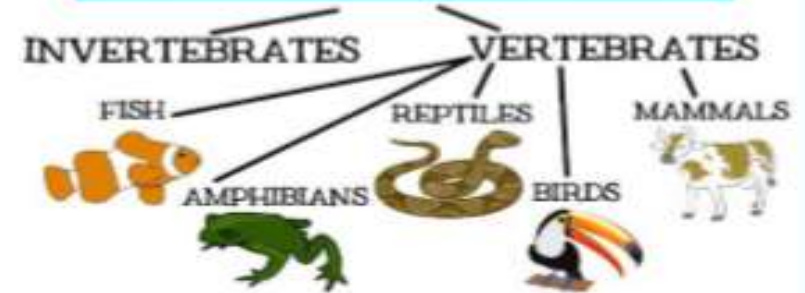


Art	Artist/Title
	Caravaggio , Supper at Emmaus, 1601
	Johannes Vermeer , The Milkmaid, c. 1658

Knowledge Organiser - Classification of Animals – Science – Y4

Vocabulary	Definition
Organism	A living thing
Vertebrate	An animal with a backbone.
Invertebrate	An animal without a backbone.
Spinal-column	The spine or backbone
Exoskeleton	A hard, external shell instead of an internal skeleton.
Endoskeleton	A living thing with a skeleton on the inside.
Cold-blooded	An animal who cannot regulate their own body temperature.
Warm-blooded	An animal that can regulate its own body temperature.
Food Chain	A diagram that shows how plants and animals get their energy
Producer	The start of a food chain. An organism that makes its own food
Predator	An animal that eats other animals
Prey	An animal that is eaten by other animals.

ANIMAL CLASSIFICATION




What is a vertebrate?

Vertebrates are animals that have a **spinal column** and a **skeleton** formed from bones. The skeleton holds up and protects the body.



Food Chains



What can parents/ carers do to help?

- Reading – ideally 5 x a week – discuss book with child – for example the story plot, setting, events and characters. Don't feel you have to sit for hours. Better to have a good ten minute read than nothing.
- Please sign the Reading Record when you have heard your child read.
- Accelerated reader – our reading scheme, assesses progress through quizzes.
- Support with Maths homework which builds on weekly Maths work in class.
- Spellings
- Weekly homework – set on a Monday, return to school by the following Monday.
- Half termly homework menu – choice of 5 or 6 activities to do linked to the subjects covered that half term.
- Multiplication tables
- Fun things with maths – count change, order numbers, making pairs of numbers to 100, 1000, 10000.

We are here to help....

- Catch us for a brief chat at the end of the day.
- Make an appointment through the Office to see the teacher.
- Let us know about a problem and we will do our best to fix it!
- Partnership